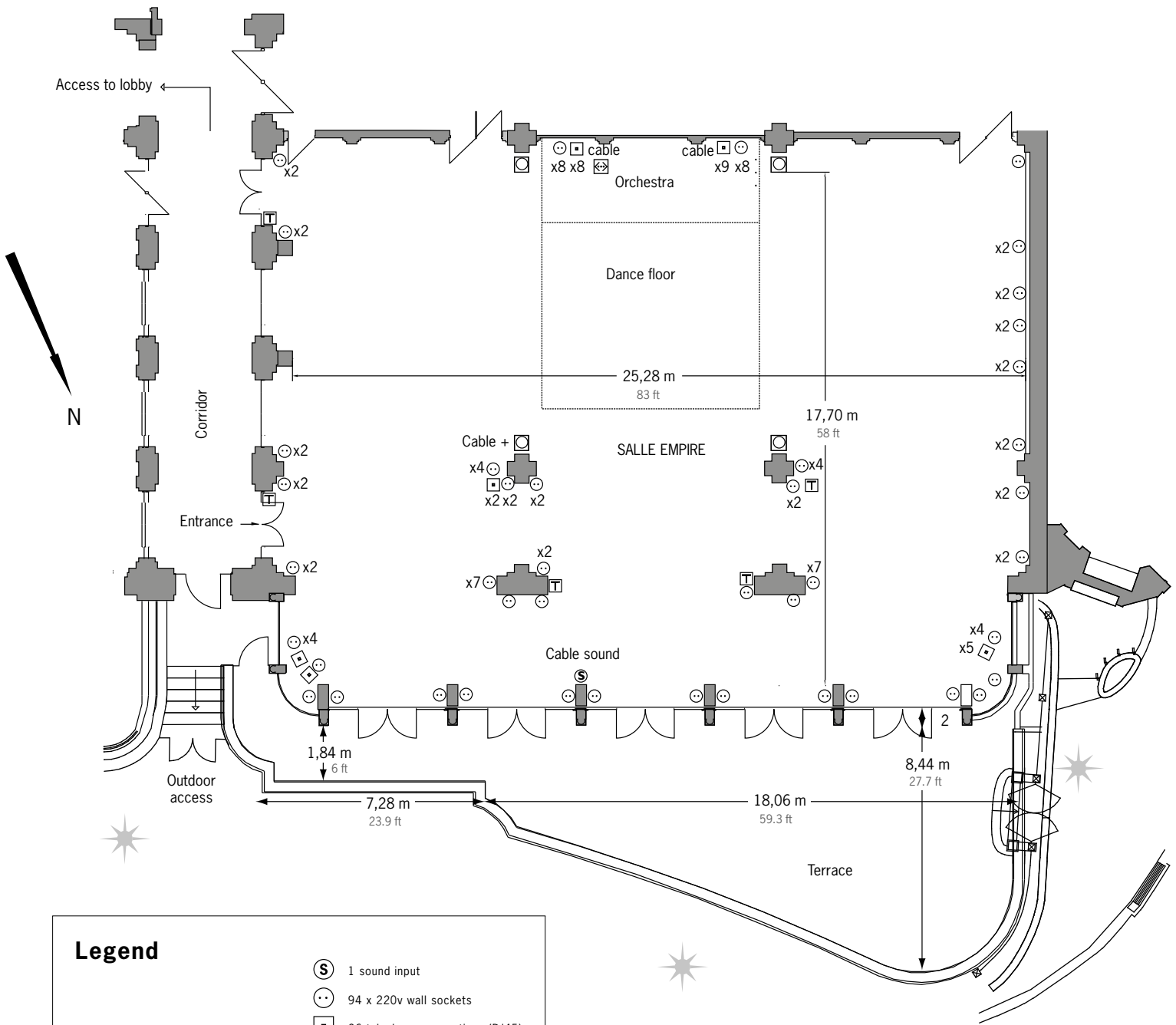








Salle Empire and terrace











Legend

-  1 sound input
-  94 x 220v wall sockets
-  26 telephone connections (RJ45)
-  5 telephone connections (local standard)
-  1 internet socket
-  daylight

Level: ground floor
 Orientation: east
 Height to ceiling: 7,85 m / 25.8 ft
 Salle Empire area: 500 sq m / 5,382 sq ft
 Terrace area: 145 sq m / 1,560.8 sq ft
 Total area: 645 sq m / 6,942.7 sq ft

Scale: 1/200

								
	Board	Cabaret	Classroom	Theatre	U-shape	Hollow Square	Banquet	Cocktail
SALLE EMPIRE	-	128	-	-	-	-	450	500
SALLE EMPIRE TERRACE	-	-	-	-	-	-	120	200